

Vacuum Suction Cups & Hardware Fittings

Product selection for pickup, connection and mounting

01 Vacuum Suction Cups

02 Hardware Fittings

Contents

Models, naming conventions, materials, dimensions and basic specifications

01 Vacuum Suction Cups — Product pages 01-18

02 Hardware Fittings — Product pages 19-36

Vacuum Suction Cups

SP ① – S ② 25 ③

① Series
SP = single layer
DP = double layer
MP = triple layer
SR = large volume

② Head size
Blank = large head
S = small head

③ Cup diameter

Color and material
Red or white = silicone
Black = nitrile rubber (NBR)

Large-head Suction Cups



Model	Material	Function
SP−4	Single-layer silicone / nitrile rubber (NBR)	General-purpose pickup / antistatic pickup
SP−8		
SP−10		
SP−12		
SP−15		
SP−20		
SP−25		
SP−30		
SP−40		
DP−6	Double-layer silicone / nitrile rubber (NBR)	General-purpose pickup / antistatic pickup
DP−8		
DP−10		
DP−12		
DP−15		
DP−20		
DP−25		

Model	Material	Function
DP-30	Double-layer silicone / nitrile rubber (NBR)	General-purpose pickup / antistatic pickup
DP-35		
DP-40		
DP-45		
DP-50		
MP-6	Triple-layer silicone / nitrile rubber (NBR)	General-purpose pickup / antistatic pickup
MP-8		
MP-10		
MP-12		
MP-15		
MP-20		
MP-25		
MP-30		
MP-8A		
MP-10A		
MP-12A		
MP-15A		
MP-20ST		
MP-25ST		
MP-30ST		
MP-40ST		
SR-15	Large-volume triple-layer silicone / nitrile rubber (NBR)	General-purpose pickup / antistatic pickup
SR-20		
SR-25		
SR-30		
SR-40		
SR-50		

Small-head Suction Cups



Model	Material	Function
SPL-S02	Single-layer silicone	General-purpose pickup
SPL-S04		
SP-S04		
SP-S06		
SP-S08		
SP-S10		
SP-S12		
SP-S15		
SP-S20		
SP-S25		
SP-S30		
DP-S06	Double-layer silicone	General-purpose pickup
DP-S08		
DP-S10		
DP-S12		
DP-S15		
DP-S20		
MP-S04	Triple-layer silicone	General-purpose pickup
MP-S06		
MP-S08		
MP-S10		
MP-S12		
MP-S15		

Foam Suction Cups



Model	Material	Function
SP−08	Single-layer silicone + black foam	High rebound for uneven surfaces
SP−10		
SP−12		
SP−15		
SP−20		
SP−25		
SP−30		
SP−35		
SP−40		
SP−50		
DP−08	Double-layer silicone + black foam	High rebound for uneven surfaces
DP−10		
DP−12		
DP−15		
DP−20		
DP−25		
DP−30		
DP−35		
DP−40		
DP−50		
DP−60		
MP−08	Triple-layer silicone + black foam	High rebound for uneven surfaces
MP−10		
MP−12		
MP−15		
MP−20		

Model	Material	Function
MP−20C	Triple-layer silicone + black foam	High rebound for uneven surfaces
MP−25		
MP−25C		
MP−30		
MP−30C		
MP−40C		

Non-marking Foam Suction Cups



Model	Material	Function
SP−8	Single-layer silicone + red foam Single-layer silicone + special foam	High density, non-marking on mirror finishes Special non-marking foam
SP−10		
SP−12		
SP−15		
SP−20		
SP−25		
SP−30		
SP−40		
SP−50		
DP−8	Double-layer silicone + red foam Double-layer silicone + special foam	High density, non-marking on mirror finishes Special non-marking foam
DP−10		
DP−12		
DP−15		
DP−20		
DP−25		
DP−30		
DP−35		
DP−40		
DP−50		
DP−60		

Model	Material	Function
MP-8	Triple-layer silicone + red foam Triple-layer silicone + special foam	High density, non-marking on mirror finishes Special non-marking foam
MP-10		
MP-12		
MP-15		
MP-20		
MP-20C		
MP-25		
MP-25C		
MP-30		
MP-30C		
MP-40C		
MP-50C		
SR-15	Large-volume triple-layer silicone + red foam Large-volume triple-layer silicone + special foam	High density, non-marking on mirror finishes Special non-marking foam
SR-20		
SR-25		
SR-30		
SR-40		
SR-50		

Preform Suction Cups

PL ☐ 20 ☐☐ - S7

① ② ③ ④ ⑤

① PL = preform cup series

② Blank = double layer

S = triple layer

③ Cup diameter

④ Blank = orange

BS = white

⑤ Blank = large head

S = small head

Preform Suction Cups



Model	Material	Function
PL20-S7	Silicone	For curved workpieces
PL25-S7		
PL30-S7		
PL35-S7		
PL40-S7		
PLS45-S7		
PLS50-S7		
PL25BS-S7		
PL35BS-S7		
PL40BS-S7		

Preform Sleeve Suction Cups



Model	Material	Function
Preform Sleeve Suction Cup 35	Silicone + iron	For preforms and round workpieces
Preform Sleeve Suction Cup 45		
Preform Sleeve Suction Cup 55		
Preform Sleeve Suction Cup 65		
Preform Sleeve Suction Cup 75		

Corner-gripping Suction Cups

ZJ – 20
① ②

① ZJ = corner-gripping series ② Cup diameter

Corner-gripping Suction Cups		
Model	**Material**	**Function**
ZJ-20 (thin version)	Silicone	For gripping corners
ZJ-20 (thick version)		
ZJ-25 (thin version)		

High-grip Vacuum Suction Cups

SQZ – G 25
① ② ③

① SQZ series ② G = single layer T = double layer ③ Cup diameter

High-grip Suction Cups		
Model	**Material**	**Function**
SQZ-G25	Single-layer firm silicone	Heat-resistant, high grip / for uneven surfaces
SQZ-G35	Single-layer firm silicone + red foam	

Model	Material	Function
SQZ-G45	Single-layer firm silicone Single-layer firm silicone + red foam	Heat-resistant, high grip For uneven surfaces
SQZ-G55		
SQZ-G65		
SQZ-G75		
SQZ-G85		
SQZ-T10	Double-layer firm silicone Double-layer firm silicone + red foam	Heat-resistant, high grip For uneven surfaces
SQZ-T15		
SQZ-T20		
SQZ-T25		
SQZ-T30		
SQZ-T40		
SQZ-T45		
SQZ-T50		
SQZ-T60		
SQZ-T70		
SQZ-T80		

Schmalz Oval Vacuum Suction Cups

SAOF – 16 * 50
① ② ③

① SAOF = single layer
SAOB = double layer

② Cup width

③ Cup length

Schmalz Vacuum Suction Cups Oval



Model	Material	Function
SAOF-16*50	Nitrile rubber (NBR)	High suction grip
SAOF-23*60		

Model	Material	Function
SAOF-30*90	Nitrile rubber (NBR)	High suction grip
SAOF-40*80		
SAOF-50*100		
SAOF-60*120		
SAOF-70*140		
SAOB-30*60		
SAOB-40*80		
SAOB-55*110		
SAOB-70*140		

Schmalz Round Vacuum Suction Cups

SAB ① - 22 ②

① Round cup series ② Cup diameter

Schmalz Vacuum Suction Cups Round



Model	Material	Function
SAB-22	Nitrile rubber (NBR)	High suction grip
SAB-30		
SAB-40		
SAB-50		
SAB-60		
SAB-80		
SAB-100		
SAB-125		

Bag-opening Suction Cups

F 8 - □
① ② ③

① F series
② Cup diameter
③ Blank = single layer
2 = double layer

Bag-opening Suction Cups



Model	Material	Function
F8	Silicone	For film and plastic bags
F18		
F20		
F22		
F25		
F26		
F33		
M20		
K-27B		
K27		
K33		
20-2		
25-2		

STP Bag-opening Suction Cups

STP ① 35 ② – G2F ③

① Series

② Cup diameter

③ G2F = G 1/4 thread
G3F = G 3/8 thread

STP Bag-opening Suction Cups



Model	Function
STP35−G2F	For flexible packaging bags
STP60−G3F	

Hole-plugging Suction Cups

ZP ① – 6 ② DK ③

① ZP = single layer
2 = double layer
3 = triple layer

② Cup diameter

③ DK = hole-plugging type

Hole-plugging Suction Cups



Model	Plug Size	Function
ZP−6DK	2mm	For suction pickup of workpieces with holes
ZP−8DK	3mm	

Model	Plug Size	Function
ZP-10DK	4mm	For suction pickup of workpieces with holes
ZP-12DK	5mm	
ZP-12DK-B	5mm	
2-20DK	12mm	
2-25DK	17mm	
2-30DK	22mm	
2-21DK	12mm	
2-27DK	17mm	
2-33DK	22mm	
3-25DK	10mm	

Foam Hole-plugging Suction Cups

QZ - 20 A
① ② ③

① Series ② Cup diameter ③ Plug shape = A/B/C/D

Foam Hole-plugging Suction Cups



Model	Plug Size	Function
QZ-20A	8mm	For suction pickup of workpieces with holes
QZ-20B	5mm	
QZ-20C	8mm	
QZ-20D	9.5mm	
QZ-30A	16mm	
QZ-30B	10mm	
QZ-30C	12.5mm	
QZ-30D	16mm	

Model	Plug Size	Function
QZ-40A	20mm	For suction pickup of workpieces with holes
QZ-40A2	20mm	
QZ-40B2	20mm	
QZ-40B	20mm	
QZ-40C	20mm	
QZ-40D	20mm	

Internal-expanding Vacuum Grippers

CD ① 12 ②

① Series

② Minimum outside diameter of the expanding head

Internal-expanding Vacuum Grippers



Model	Expansion Range	Function
CD12	12-14mm	For gripping inside workpiece holes
CD14	14-18mm	
CD16	16-20mm	
CD18	18-22mm	
CD20	20-26mm	
CD22	22-28mm	
CD24	24-29mm	
CD26	26-32mm	
CD28	28-36mm	
CD30	30-38mm	
CD32	32-40mm	
CD34	34-46mm	

Model	Expansion Range	Function
CD36	36−47mm	For gripping inside workpiece holes
CD38	38−49mm	
CD40	40−51mm	
CD42	42−55mm	

Heavy-duty Foam Suction Cups

Heavy Duty ① 40 ② – G1/8 ③

① Series

② Cup diameter

③ Internal thread = G1/8
G1/4

Heavy-duty Foam Suction Cups



Model	Function
40mm	For uneven or curved workpieces
50mm	
80mm	
100mm	
120mm	
160mm	
200mm	

Bernoulli Non-contact Suction Cups

Non-contact ① 30 ② – 1/8 ③

① Series

② Cup diameter

③ Internal thread = 1/8
G1/8

Bernoulli Non-contact Suction Cups



Model	Material	Function
30−1/8	Aluminum alloy	For thin, lightweight, porous workpieces
40−1/8		
60−1/8		
80−1/8		

Needle Grippers

Needle Grippers ① 20 ② − 45 ③

① Series ② Width ③ Length

Needle Grippers



Model	Material	Function
20−45	Aluminum alloy	For porous fabric, foam and mesh
20−70		
30−45		
30−70		
30−120		

Integrated Vacuum Suction Cups

1-position ① Integrated ② (30 ③ × 42 ④)

① 1-position
2-position
Triple layer

② Series

③ Width

④ Length

Integrated Vacuum Suction Cups		
Model	**Material**	**Function**
1-position integrated cup (30 × 42)	Aluminum alloy + silicone	For printed circuit boards
2-position, vertical integrated cup (60 × 42)		
2-position, horizontal integrated cup (30 × 84)		
4-position integrated cup (60 × 84)		
4-position integrated cup (30 × 168)		
Triple-layer integrated cup (15 × 35-D03)		
Triple-layer integrated cup (30 × 42-D03)		
Single-layer integrated cup (12 × 35)		
Single-layer integrated cup (30 × 42)		

Integrated Palletizing Suction Cups

XYHM ① 60 ② – 80 ③

① XYHM = integrated foam cups
XYGJ = integrated silicone cups

② Width

③ Length

Integrated Foam Suction Cups Palletizing



Model	Material	Function
XYHM60−80	Aluminum alloy + foam	For uneven surfaces and carton handling
XYHM60−120		
XYHM80−160		
XYHM130−310		

Integrated Silicone Suction Cups Palletizing



Model	Material	Function
XYGJ130−273	Aluminum alloy + silicone	For wood panels, cartons, steel and glass
XYGJ130−355		
XYGJ130−406		
XYGJ130−527		

Large-head Cup Holders

M12 ① – L60 ② – 11 ③ B ④

① Mounting thread
M10, M12

② Overall length (mm)

③ Cup mounting head diameter

④ Blank = dual side inlet
B = rear inlet
K = anti-rotation

Large-head Cup Holders Dual Side Inlet



Model	Cushion Stroke	Tube Diameter
M12-L45-11	8mm	6mm
M12-L50-11	11mm	6mm
M12-L53-11	14mm	6mm
M12-L55-11	16mm	6mm
M12-L60-11	22mm	6mm
M12-L65-11	26mm	6mm
M12-L70-11	31mm	6mm
M12-L75-11	36mm	6mm
M12-L80-11	41mm	6mm
M12-L85-11	46mm	6mm
M12-L90-11	51mm	6mm
M12-L95-11	56mm	6mm
M12-L100-11	61mm	6mm
M12-L110-11	71mm	6mm
M12-L120-11	81mm	6mm
M12-L130-11	71mm	6mm

Model	Cushion Stroke	Tube Diameter
M12-L150-11	111mm	6mm
M10-L45-11	8mm	6mm
M10-L50-11	11mm	6mm
M10-L53-11	14mm	6mm
M10-L55-11	16mm	6mm
M10-L60-11	22mm	6mm
M10-L65-11	26mm	6mm
M10-L70-11	31mm	6mm
M10-L75-11	36mm	6mm
M10-L80-11	41mm	6mm
M10-L85-11	46mm	6mm
M10-L90-11	51mm	6mm
M10-L95-11	56mm	6mm
M10-L100-11	61mm	6mm
M10-L110-11	71mm	6mm
M10-L120-11	81mm	6mm
M10-L130-11	71mm	6mm
M10-L150-11	111mm	6mm

Large-head Cup Holders
Dual Side Inlet
Extended Thread



Model	Cushion Stroke	Tube Diameter
M12-L65-11	11mm	6mm
M12-L70-11	16mm	6mm
M12-L75-11	21mm	6mm
M12-L80-11	26mm	6mm
M12-L85-11	31mm	6mm
M12-L90-11	36mm	6mm

Model	Cushion Stroke	Tube Diameter
M12-L100-11	46mm	6mm
M12-L110-11	56mm	6mm
M12-L120-11	66mm	6mm
M12-L150-11	96mm	6mm
M10-L65-11	11mm	6mm
M10-L70-11	16mm	6mm
M10-L80-11	26.5mm	6mm
M10-L85-11	31mm	6mm
M10-L90-11	36mm	6mm
M10-L100-11	46mm	6mm
M10-L110-11	56mm	6mm
M10-L120-11	66mm	6mm
M10-L150-11	96mm	6mm

Large-head Cup Holders Rear Inlet



Model	Cushion Stroke	Tube Diameter
M12-L50-11B	11mm	6mm
M12-L53-11B	14mm	6mm
M12-L55-11B	14mm	6mm
M12-L60-11B	16mm	6mm
M12-L65-11B	21mm	6mm
M12-L70-11B	26mm	6mm
M12-L75-11B	31mm	6mm
M12-L80-11B	36mm	6mm
M12-L85-11B	41mm	6mm
M12-L90-11B	46mm	6mm
M12-L100-11B	60mm	6mm

Model	Cushion Stroke	Tube Diameter
M12-L110-11B	66mm	6mm
M12-L120-11B	76mm	6mm
M12-L150-11B	106mm	6mm
M10-L50-11B	8mm	6mm
M10-L55-11B	11mm	6mm
M10-L60-11B	16mm	6mm
M10-L65-11B	23mm	6mm
M10-L70-11B	26mm	6mm
M10-L75-11B	32mm	6mm
M10-L80-11B	36mm	6mm
M10-L100-11B	56mm	6mm

Large-head Cup Holders
Rear Inlet
Extended Thread



Model	Cushion Stroke	Tube Diameter
M12-L65-11B	16mm	6mm
M12-L70-11B	21mm	6mm
M12-L75-11B	26mm	6mm
M12-L80-11B	31mm	6mm
M12-L85-11B	36mm	6mm
M12-L90-11B	41mm	6mm
M12-L100-11B	51mm	6mm
M12-L110-11B	61mm	6mm
M12-L120-11B	71mm	6mm
M12-L130-11B	81mm	6mm
M12-L150-11B	101mm	6mm
M10-L65-11B	16mm	6mm
M10-L70-11B	21mm	6mm
M10-L75-11B	26mm	6mm

Model	Cushion Stroke	Tube Diameter
M10−L80−11B	31mm	6mm
M10−L85−11B	36mm	6mm
M10−L90−11B	41mm	6mm
M10−L100−11B	51mm	6mm
M10−L110−11B	61mm	6mm
M10−L120−11B	71mm	6mm
M10−L130−11B	81mm	6mm
M10−L150−11B	101mm	6mm

Large-head Cup Holders T-type Rear Side Inlet



Model	Cushion Stroke	Tube Diameter
M12−L50−11	14mm	6mm
M12−L60−11	23mm	6mm
M12−L70−11	33mm	6mm
M12−L80−11	43mm	6mm
M12−L90−11	53mm	6mm
M12−L100−11	67mm	6mm
M10−L50−11	14mm	6mm
M10−L60−11	23mm	6mm
M10−L70−11	33mm	6mm
M10−L80−11	43mm	6mm
M10−L90−11	53mm	6mm
M10−L100−11	63mm	6mm

Large-head Anti-rotation Cup Holders



Model	Cushion Stroke	Tube Diameter
M12-L55-11K	16.5mm	6mm
M12-L60-11K	21.5mm	6mm
M12-L65-11K	26.5mm	6mm
M12-L70-11K	31.5mm	6mm
M12-L75-11K	36.5mm	6mm
M12-L80-11K	41.5mm	6mm
M10-L55-11K	17mm	6mm
M10-L60-11K	22mm	6mm
M10-L65-11K	27mm	6mm
M10-L70-11K	32mm	6mm
M10-L75-11K	37mm	6mm
M10-L80-11K	42mm	6mm
M10-L100-11K	62mm	6mm
M12-L50-11BK	17.5mm	6mm
M12-L55-11BK	20mm	6mm
M12-L60-11BK	30mm	6mm
M12-L65-11BK	30mm	6mm
M12-L70-11BK	35mm	6mm
M12-L75-11BK	40mm	6mm
M12-L80-11BK	45mm	6mm
M12-L100-11BK	65mm	6mm
M10-L50-11BK	17.5mm	6mm
M10-L55-11BK	20mm	6mm
M10-L60-11BK	25mm	6mm
M10-L70-11BK	35mm	6mm
M10-L75-11BK	40mm	6mm

Model	Cushion Stroke	Tube Diameter
M10-L80-11BK	45mm	6mm
M10-L100-11BK	65mm	6mm

Small-head Cup Holders

M10 - L60 - 7 B

① ② ③ ④

① Mounting thread

M10, M12

② Overall length (mm)

③ Cup mounting head diameter

④ Blank = dual side inlet

B = rear inlet

Small-head Cup Holders Rear Inlet + Side Inlet



Model	Cushion Stroke	Tube Diameter
M10-L50-7B	10mm	6mm
M10-L53-7B	15mm	6mm
M10-L55-7B	16mm	6mm
M10-L60-7B	20mm	6mm
M10-L65-7B	26mm	6mm
M10-L70-7B	31mm	6mm
M10-L75-7B	36mm	6mm
M10-L80-7B	40mm	6mm
M10-L90-7B	50.5mm	6mm
M10-L100-7B	60mm	6mm
M10-L120-7B	80.5mm	6mm
M10-L40-7	8.5mm	6mm
M10-L45-7	11mm	6mm
M10-L50-7	16mm	6mm
M10-L53-7	20mm	6mm

Model	Cushion Stroke	Tube Diameter
M10-L55-7	22mm	6mm
M10-L60-7	26mm	6mm
M10-L65-7	31mm	6mm
M10-L70-7	36mm	6mm
M10-L75-7	41.5mm	6mm
M10-L80-7	46.5mm	6mm
M10-L90-7	56.5mm	6mm
M10-L100-7	67mm	6mm

Small-head Cup Holders
T-type Dual Side Inlet at Rear



Model	Cushion Stroke	Tube Diameter
M10-L50-7	10mm	6mm
M10-L60-7	20mm	6mm
M10-L65-7	25mm	6mm
M10-L80-7	40mm	6mm
M10-L90-7	50mm	6mm
M10-L100-7	60mm	6mm
M12-L50-7	10mm	6mm
M12-L60-7	20mm	6mm
M12-L70-7	30mm	6mm
M12-L80-7	40mm	6mm
M12-L90-7	50mm	6mm
M12-L100-7	60mm	6mm

Threaded Cup Holders

M12 ① – L60 ② – M10 ③ B ④

① Mounting thread = M12

② Overall length (mm)

③ Cup connection thread

④ Blank = dual side inlet

B = rear inlet

M10 Threaded Cup Holders Anti-rotation



Model	Cushion Stroke	Tube Diameter
M12-L50-M10B	5.5mm	6mm
M12-L60-M10B	16mm	6mm
M12-L70-M10B	26mm	6mm
M12-L80-M10B	35mm	6mm
M12-L90-M10B	46mm	6mm
M12-L50-M10	11mm	6mm
M12-L60-M10	21mm	6mm
M12-L70-M10	31mm	6mm
M12-L80-M10	41mm	6mm
M12-L90-M10	51mm	6mm
M12-L100-M10	61mm	6mm

M10 Threaded Cup Holders Without Anti-rotation



Model	Cushion Stroke	Tube Diameter
M12-L50-M10B	8mm	6mm

Model	Cushion Stroke	Tube Diameter
M12−L60−M10B	15.5mm	6mm
M12−L70−M10B	26mm	6mm
M12−L80−M10B	36mm	6mm
M12−L90−M10B	45mm	6mm
M12−L50−M10	7mm	6mm
M12−L60−M10	20mm	6mm
M12−L70−M10	30mm	6mm
M12−L80−M10	40mm	6mm
M12−L90−M10	50mm	6mm
M12−L100−M10	60mm	6mm

Rigid Cup Holders

M12 ① − L50 ② − 11 ③

① Mounting thread

M10, M12

② Overall length (mm)

③ Cup mounting head diameter

07 = small-head cups

11 = large-head cups

M10 = threaded cups

Rigid Cup Holders



Model	Overall Height	Tube Diameter
M12−L35−11	34mm	6mm
M12−L40−11	39mm	6mm
M12−L45−11	44mm	6mm
M12−L50−11	49mm	6mm
M12−L55−11	54mm	6mm
M10−L35−11	34mm	6mm

Model	Overall Height	Tube Diameter
M10-L40-11	39mm	6mm
M10-L45-11	44mm	6mm
M10-L50-11	49mm	6mm
M10-L55-11	54mm	6mm
M12-L30-07	30mm	6mm
M12-L35-07	36mm	6mm
M12-L40-07	41mm	6mm
M12-L45-07	45mm	6mm
M12-L50-07	50mm	6mm
M10-L30-07	30mm	6mm
M10-L35-07	36mm	6mm
M10-L40-07	41mm	6mm
M10-L45-07	45mm	6mm
M10-L50-07	50mm	6mm

Rigid Cup Holders Threaded



Model	Overall Height	Tube Diameter
M12-L40-M10	40.5mm	6mm
M12-L45-M10	45.5mm	6mm
M12-L50-M10	51mm	6mm
M12-L55-M10	55.5mm	6mm
M10-L35-M10	35mm	6mm
M10-L40-M10	40mm	6mm
M10-L45-M10	45mm	6mm
M10-L50-M10	50mm	6mm
M10-L55-M10	55mm	6mm
M10-L31-M10	31mm	6mm
M10-L43-M10	43mm	6mm

T-type Rigid Cup Holders Threaded



Model	Overall Height	Tube Diameter
M12−L35−M10	36mm	6mm
M12−L40−M10	41.5mm	6mm
M12−L45−M10	46mm	6mm
M12−L50−M10	51mm	6mm
M12−L55−M10	56mm	6mm
M10−L35−M10	36mm	6mm
M10−L40−M10	41.5mm	6mm
M10−L45−M10	46mm	6mm
M10−L50−M10	51mm	6mm
M10−L55−M10	56mm	6mm

180° Swivel Cup Holders

WX ① − M10 ② − L65 ③ 11 ④

① Swivel holder series

② Mounting thread

M10, M12

③ Overall length (mm)

④ Cup mounting head diameter

180° Rotation Cushioned Swivel Cup Holders



Model	Cushion Stroke	Tube Diameter
WX−M10−L65−11	8.5mm	6mm
WX−M10−L70−11	12mm	6mm

Model	Cushion Stroke	Tube Diameter
WX-M10-L75-11	17mm	6mm
WX-M10-L80-11	22mm	6mm
WX-M10-L85-11	27mm	6mm
WX-M10-L90-11	32mm	6mm
WX-M10-L95-11	37mm	6mm
WX-M10-L100-11	41.5mm	6mm
WX-M10-L120-11	62mm	6mm
WX-M12-L65-11	9mm	6mm
WX-M12-L70-11	12mm	6mm
WX-M12-L75-11	17mm	6mm
WX-M12-L80-11	22mm	6mm
WX-M12-L85-11	27mm	6mm
WX-M12-L90-11	32mm	6mm
WX-M12-L95-11	37mm	6mm
WX-M12-L100-11	41mm	6mm
WX-M12-L120-11	62.5mm	6mm

360° Swivel Cup Holders

M12 ① - L90 ② - 11 ③ Q ④

① Mounting thread = M12

② Overall length (mm)

③ Cup mounting head diameter

④ Swivel holder series

360° Rotation Cushioned Swivel Cup Holders



Model	Cushion Stroke	Tube Diameter
M12-L87-11Q	8mm	6mm

Model	Cushion Stroke	Tube Diameter
M12-L90-11Q	9mm	6mm
M12-L95-11Q	15mm	6mm
M12-L100-11Q	20mm	6mm
M12-L105-11Q	25mm	6mm
M12-L110-11Q	30mm	6mm
M12-L120-11Q	40mm	6mm

Double-ended Swivel Cup Holders

Dual - 50MM - M12 40
① ② ③ ④

① Series
② Overall length (mm)
③ Mounting thread = M12
④ Swivel joint spacing

Double-ended Swivel Cup Holders



Model	Cushion Stroke	Tube Diameter
50MM-M12-40	18.5mm	6mm
50MM-M12-50	18.5mm	6mm
50MM-M12-60	18.5mm	6mm
50MM-M12-70	18.5mm	6mm
50MM-M12-80	18.5mm	6mm
50MM-M12-90	18.5mm	6mm
50MM-M12-100	18.5mm	6mm

Magnetic Fittings

C25 – L56 – 11
① ② ③

① Magnetic base diameter

C20 = 20 mm

C23 = 23 mm

C25 = 25 mm

② Overall length (mm)

③ 7 = small-head cups

11 = large-head cups

④ Swivel joint spacing

Magnetic Fittings



Model	Cushion Stroke	Tube Diameter
C25−L56−11	18.5mm	6mm
C25−L60−11	15mm	6mm
C25−L65−11	10mm	6mm
C25−L85−11	16mm	6mm
C20−L60−11	10mm	6mm
C23−L50−11	13mm	6mm
C23−L55−11	17.5mm	6mm
C23−L60−11	14.5mm	6mm
C23−L65−11	19mm	6mm
C23−L45−7	12.5mm	6mm
C23−L50−7	17.5mm	6mm
C23−L55−7	14mm	6mm
C23−L60−7	19mm	6mm
C23−L65−7	24mm	6mm
Short high-strength magnetic base (M10-L28MM)	–	6mm
Medium high-strength magnetic base (M10-L46MM)	–	6mm
Long high-strength magnetic base (M10-L62MM)	–	6mm

Model	Cushion Stroke	Tube Diameter
Short high-strength magnetic base (M12-L28MM)	-	6mm
Medium high-strength magnetic base (M12-L46MM)	-	6mm
Long high-strength magnetic base (M12-L62MM)	-	6mm

Mini Gripper Spring Plungers

M12 - L55 - M5 BN
① ② ③ ④

① Mounting thread = M12

② Overall length (mm)

③ M5 gripper connection thread

④ Mini gripper spring plunger series

Mini Gripper Spring Plungers



Model	Cushion Stroke	Tube Diameter
M12-L55-M5BN	11mm	6mm
M12-L60-M5BN	15mm	6mm
M12-L65-M5BN	20.5mm	6mm
M12-L70-M5BN	25.5mm	6mm
M12-L80-M5BN	35mm	6mm
M12-L100-M5BN	55mm	6mm

Plastic Cup Holders

M12 - L63 - 11 - □
① ② ③ ④

① Mounting thread = M10/M12

② Overall length (mm)

③ Cup mounting head diameter
7 = small-head cups
11 = large-head cups

④ Blank = fixed connector
M5 = internal thread, replaceable connector

Plastic Cup Holders



Model	Cushion Stroke	Tube Diameter
M10−L53−11	14mm	6mm
M12−L53−11	14mm	6mm
M10−L63−11	24mm	6mm
M12−L63−11	24mm	6mm
M10-L63-11 (extended thread)	19mm	6mm
M12-L63-11 (extended thread)	19mm	6mm
M10−L64−11B	22.5mm	6mm
M12−L64−11B	22mm	6mm
M10-L64-11B (extended thread)	17.5mm	6mm
M12-L64-11B (extended thread)	17.5mm	6mm

M10 Plastic Cup Holders



Model	Cushion Stroke	Tube Diameter
M10−L46−07−M5	6mm	6mm
M10−L63−07−M5	12mm	6mm
M10−L82−07−M5	22mm	6mm
M10−L106−07−M5	30mm	6mm
M10−L49−11−M5	6mm	6mm
M10−L65−11−M5	12mm	6mm
M10−L84−11−M5	22mm	6mm
M10−L109−11−M5	30mm	6mm

Extension Rods Aluminum



Model	Overall Height	Product Weight
200mm	200mm	73g
250mm	250mm	90.5g
300mm	300mm	108g
350mm	350mm	121g
400mm	400mm	141g
450mm	450mm	159g
500mm	500mm	175g
550mm	550mm	195g
600mm	600mm	214g